



TalkforWriting™

Talk for Writing Home-school booklet

# The Quangle Wangle's Hat

by Emma Caulfield



© Copyright of Emma Caulfield and Talk for Writing 2020.

Permissions: Sharing the web link / URL to where this booklet sits on the Talk for Writing website with colleagues and parents is encouraged, but no part of this publication should be re-uploaded elsewhere online, reproduced or altered without permission.

[www.talk4writing.com](http://www.talk4writing.com)



Dear Parent/Carer,

This booklet is designed for a child to work both independently and with a bit of support. All activities can be done alone, however there are some that will be more enjoyable for your child if you or someone else at home can join in.

The activities in this booklet are inspired by and based on a nonsense poem called The Quangle Wangle's Hat by Edward Lear. It will really help your child if it's possible to access a reading of the poem either on YouTube or SoundCloud (both links are in the booklet).

At the end of the booklet, please support your child to rate and comment on how they got on with learning through this booklet.

The activities are:

- ★ What is a Quangle Wangle talk activity
- ★ Imagine & draw what a Quangle Wangle looks like
- ★ Three read, imagine and think activities
- ★ The Quangle Wangle's Hat talk activity
- ★ Vocabulary activity
- ★ Story map activity
- ★ Imagine & write character descriptions activity
- ★ Poetry read & write activity
- ★ Review

Written by Emma Caulfield


Hello! Do you know what a poem is? That's right, it's a piece of writing in which the words are chosen for their sound. Some poems are serious, and some are fun; some tell a story and others are just nonsense (full of unreal things or just silly). In this booklet, we are going to read a nonsense poem called *The Quangle Wangle's Hat* by Edward Lear.

## ★ Talk Challenge

Talk to someone at home about the Quangle Wangle. Given its strange name, what do you think it is? What do you think the poem will be about?


★ Nobody knows what a Quangle Wangle is. In the poem, it says that the Quangle Wangle sits on the top of a tree. What do you think a Quangle Wangle could look like?

★ Just imagine and draw it in the box:



The poem tells us that the Quangle Wangle sits on the top of the Crumpetty Tree. Nobody knows what a Crumpetty Tree looks like, can you imagine what it could look like and draw it in the box?

★ Imagine



## ★ Reading Challenge 1

Listen to a soundcloud recording of the poem here:

<https://soundcloud.com/talkforwriting/quangle/s-x9rd3d4h6c2>

You can also watch a video of the poem being read by Griff Rhys Jones here:

<https://www.youtube.com/watch?v=Ttv4H8YZ9HE>

Now that you've had a think, it's time to read the first verse of the poem.

### **The Quangle Wangle's Hat**

On the top of the Crumpetty Tree

The Quangle Wangle sat,

But his face you could not see,

**On account of his Beaver Hat.**

For his Hat was a hundred and two feet wide,

With ribbons and bibbons on every side


And bells, and buttons, and loops, and **lace**,

So that nobody ever could see the face

Of the Quangle Wangle Quee.

### ★ Imagine

Draw the Quangle Wangle's hat



## ★ Reading Challenge 2

Now read some more verses:

The Quangle Wangle said  
To himself on the Crumpetty Tree:  
"Jam; and jelly; and bread;  
Are the best of food for me!  
But the longer I live on this Crumpetty Tree  
**The plainer than ever it seems to me**  
That very few people come this way  
And that life on the whole is far from gay!"  
Said the Quangle Wangle Quee.

But there came to the Crumpetty Tree,  
Mr. and Mrs. Canary;  
And they said, — "Did ever you see  
**Any spot so charmingly airy?**  
May we build a nest on your lovely Hat?  
Mr. Quangle Wangle, **grant us** that!  
O please let us come and build a nest  
Of whatever material suits you best,  
Mr. Quangle Wangle Quee!"

And besides, to the Crumpetty Tree  
Came the Stork, the Duck, and the Owl;  
The Snail, and the Bumble-Bee,  
The Frog, and the Fimble Fowl;



(The Fimble Fowl, with a corkscrew leg;)  
And all of them said: "We **humbly** beg,  
We may build our homes on your lovely Hat:  
Mr. Quangle Wangle, grant us that!  
Mr. Quangle Wangle Quee!"

## ★ Thinking Challenge

Put a circle around the 7 animals or birds that are in the poem and write their name. The first one has been done for you.



canary



## ★ Reading Challenge 3

Now read the last two verses:

And the Golden **Grouse** came there,  
And the Pobble who has no toes,  
And the small Olympian bear,  
And the Dong with a luminous nose.  
And the Blue Baboon, who played the flute,  
And the Orient Calf from the Land of Tute,  
And the Attery Squash, and the Bisky Bat,  
All came and built on the lovely Hat  
Of the Quangle Wangle Quee.

And the Quangle Wangle said  
To himself on the Crumpetty Tree:  
"When all these creatures move  
What a wonderful noise there'll be!"  
And at night by the light of the **Mulberry** moon  
They danced to the Flute of the Blue Baboon,  
On the **broad** green leaves of the Crumpetty Tree,  
And all were as happy as happy could be,  
With the Quangle Wangle Quee.

**By Edward Lear**

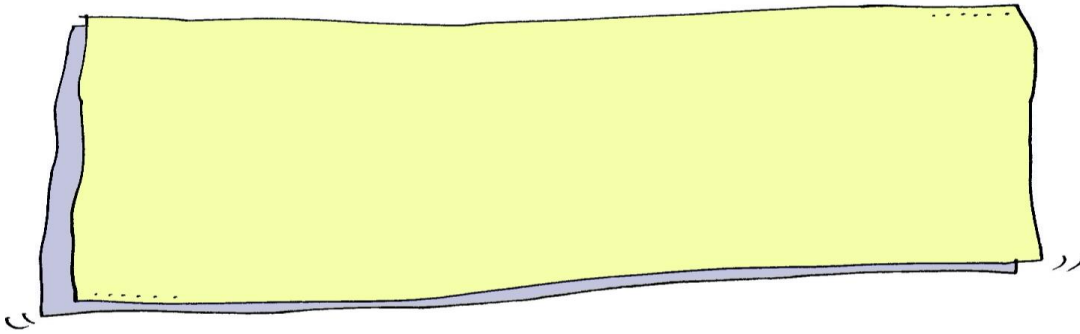
(The full poem is at the back of this booklet if you would like to read it all in one go. Remember that you can listen to it on SoundCloud or YouTube too.)



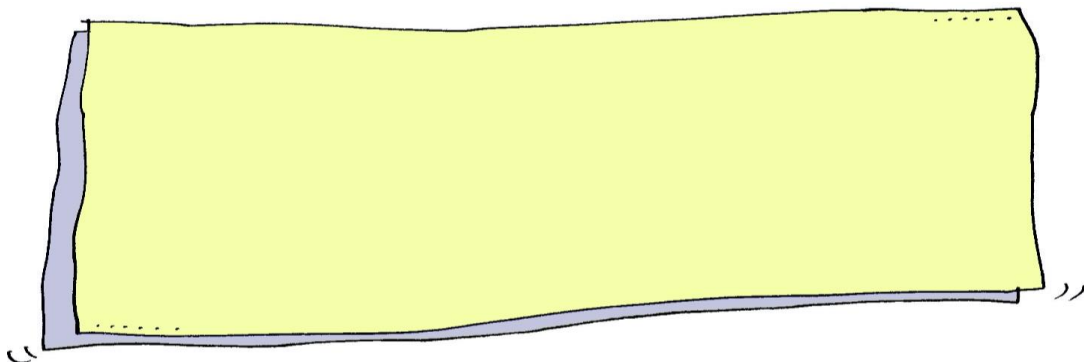
## ★ Talk Challenge

Talk to someone at home about the poem *The Quangle Wangle's Hat*.  
Write your ideas down on these sticky notes:

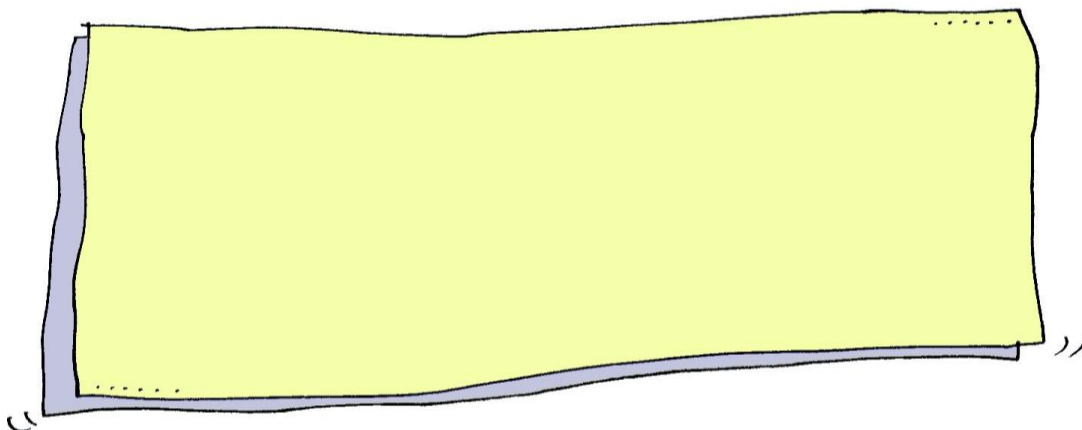
*Do you like the poem? What do you like about it?*



*Is there anything you don't like or don't understand?*





*If you could ask the poet Edward Lear questions about this poem, what would they be?*



## ★ Vocabulary Challenge

You may not know what all of the words highlighted in the poem mean. Try to match a word to its definition. One has been done for you. If you get stuck, see if an adult can help you.

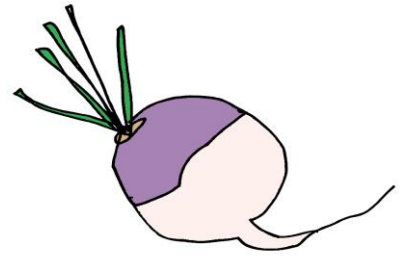
<b>on account of</b>	– allow, let
<b>grant</b>	– a cloth made with fine threads twisted to make patterns 
<b>grouse</b>	– because of
<b>humbly</b>	– pleasantly fresh
<b>plainer</b>	 – a bird
<b>charmingly airy</b>	– not proudly, gentle
<b>lace</b>	– clearer, easier to understand

## ★ Creative Challenge

Can you make Mr Quangle Wangle's Hat? Your challenge is to make a model or collage (an image made by sticking things like paper, images, ribbons etc all together). You can use anything you like to make the hat, be creative with what you have at home.

When you have finished your creation, ask an adult if you can send a picture of it to your teacher.





<https://www.youtube.com/watch?v=mGw5yTOPTSQ>

- ★ Your challenge is to turn the first verse of Mr Quangle Wangle's Hat poem into a story map. Read the verse slowly and draw a picture for each new idea until you have a map of the whole verse! If you want, you could continue and do the whole poem. You can use this page or draw on a bigger piece of paper if you have one at home.

### **The Quangle Wangle's Hat**

On the top of the Crumpetty Tree

The Quangle Wangle sat,

But his face you could not see,

**On account of** his Beaver Hat.

For his Hat was a hundred and two feet wide,

With ribbons and bibbons on every side

And bells, and buttons, and loops, and **lace**,

So that nobody ever could see the face

Of the Quangle Wangle Quee.



## ★ Description Challenge

Here's the last but one verse again. There's a lot of creatures in it.

And the Golden Grouse came there,  
And the Pobble who has no toes,  
And the small Olympian bear,  
And the Dong with a luminous nose.  
And the Blue Baboon, who played the flute,  
And the Orient Calf from the Land of Tute,  
And the Attery Squash, and the Bisky Bat,  
All came and built on the lovely Hat  
Of the Quangle Wangle Quee.

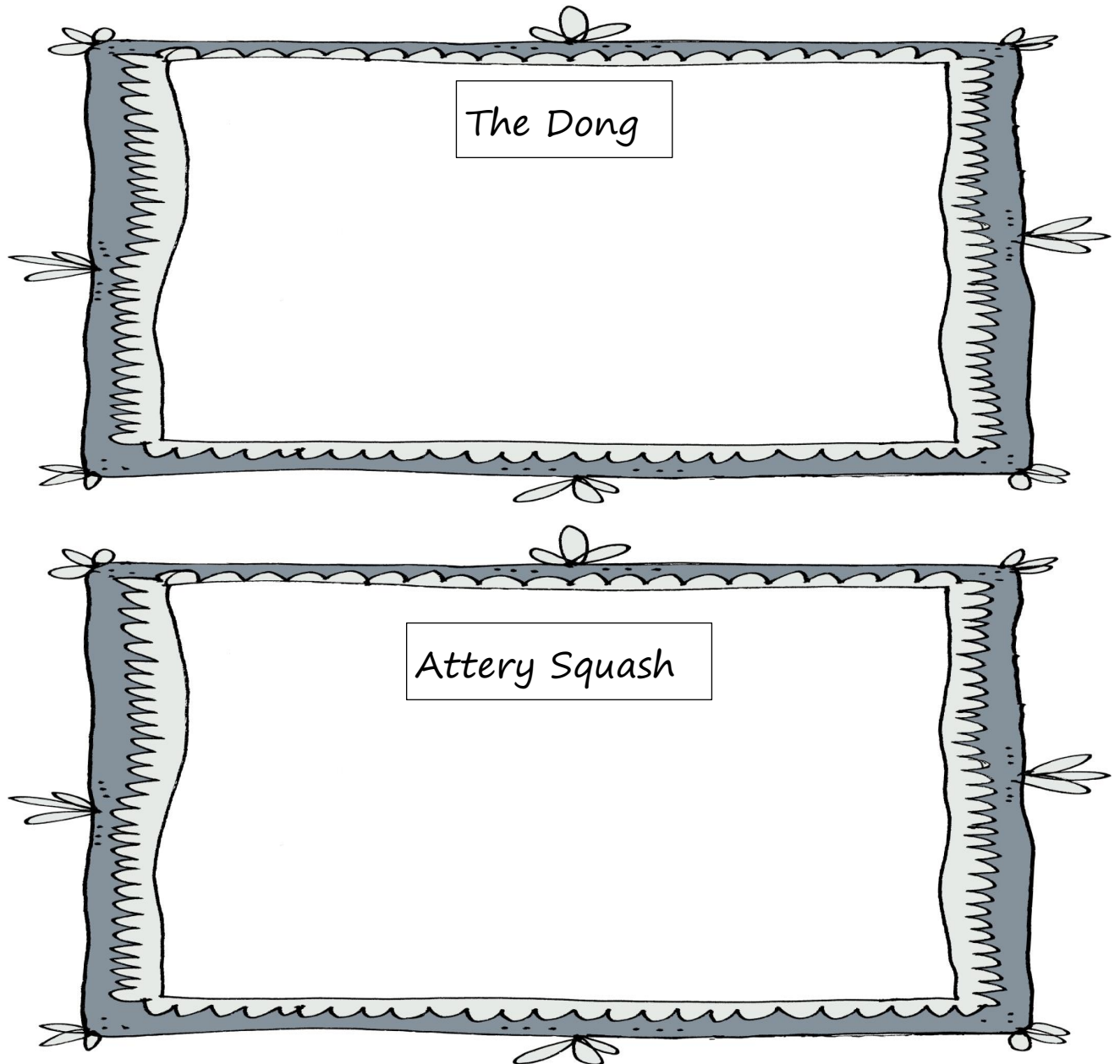
Here's a description of one of them:

### The Pobble who has no toes

A Pobble looks like an **enormous** mermaid . It has a **large, round** head, **dark, curly** hair (that looks **wet**), and walks awkwardly on the **sea-green, scaley** fin-tail that starts at its **thick** waist. Its body is covered in moss and algae which causes a **slightly fishy** smell. A Pobble does not speak but uses its **amazing** eyes and squeaks like a dolphin to communicate.

2. All the adjectives, the words that describe things, have been highlighted.  
*Read it through and circle the adjectives you like best.*

3. Now you are going to imagine what two other characters from The Quangle Wangle's Hat, Dong and Attery Squash, are like. Think about what they look like and other things like what they smell or sound like. Draw your ideas in the boxes



Use the space below to write your two descriptions or write on some paper you have at home.

**Don't forget!**

- Say each sentence out loud before you write it.
- Start each sentence with a capital letter and end it with a full stop.
- Use carefully chosen adjectives to describe the character.
- Try to use a simile (like...) to help picture the character.
- Describe how they move and what they sound like.
- Check your sentences and spelling.
- Have fun.

*The Dong*



---

---

---

---

*The Attery Squash*



---

---

---

---

## ★ Poetry Challenge

Read this simile poem. A simile is when you compare one thing to another, for example, *as bald as an egg; eyes like lightbulbs*. The English language is full of well-known similes, for example, *as quiet as a mouse*.

### **The Pobble**

Pobble's head

Is bigger than a shopping basket.

Its hair is thick and dark

Like the twigs at the end of a broomstick.

Its eyes glitter

Like moonlight.

Its body is a dirty green

Like the bottom of a forgotten pond.

It walks

Like a newly born foal.

This poem has lots of similes in it. It takes each part of The Pobble's appearance (head, hair, eyes, body and the way he walks) and compares it to something else.

★ Talk to someone at home about similes.

★ See if you can underline the simile in each line of the poem. One has been done for you.

Now it's your turn to write a simile poem! Here's what to do:

1. Choose a character from The Quangle Wangle's Hat poem or make up your own fantastical character.
2. Write down each part of the character in the grid below.
3. Think about what each part is like and write your ideas into the grid.

My character is

---

List the part of the character you want to focus on	Simile ideas
Head or ... ?	
Hair or ... ?	
Eyes or ears or ... ?	
Legs or arms or ... ?	
Feet or ... ?	



Now turn your ideas into a simile poem like the Pobble one above.



**Use this sheet to write your poem. Don't forget to start with the title of your poem.**



---

---

---

---

---

---

---

---

---

---

---

---


**Don't forget to:**


- ✓ Read your poem out loud to check it sounds right.
- ✓ Check you've started each line with a capital letter and ended with a full stop.
- ✓ Check your spelling.

*Well Done! You've reached the end of this booklet.*

**I would rate my journey through this booklet (tick hot or cold):**

- ★ If you tick near the top of the red thermometer, that means you really liked it.
- ★ If you tick near the bottom of the blue thermometer, that means you really did not like it.





*This workbook has helped me learn ...*

### **The Quangle Wangle's Hat by Edward Lear**

On the top of the Crumpetty Tree  
The Quangle Wangle sat,  
But his face you could not see,  
On account of his Beaver Hat.  
For his Hat was a hundred and two feet wide,  
With ribbons and bibbons on every side  
And bells, and buttons, and loops, and lace,  
So that nobody ever could see the face  
Of the Quangle Wangle Quee.

The Quangle Wangle said  
To himself on the Crumpetty Tree:  
"Jam; and jelly; and bread;  
Are the best of food for me!  
But the longer I live on this Crumpetty Tree  
The plainer than ever it seems to me  
That very few people come this way  
And that life on the whole is far from gay!"  
Said the Quangle Wangle Quee.

But there came to the Crumpetty Tree,  
Mr. and Mrs. Canary;  
And they said, — "Did ever you see  
Any spot so charmingly airy?  
May we build a nest on your lovely Hat?  
Mr. Quangle Wangle, grant us that!  
O please let us come and build a nest  
Of whatever material suits you best,  
Mr. Quangle Wangle Quee!"

And besides, to the Crumpetty Tree  
Came the Stork, the Duck, and the Owl;  
The Snail, and the Bumble-Bee,  
The Frog, and the Fimble Fowl;  
(The Fimble Fowl, with a corkscrew leg;)  
And all of them said: "We humbly beg,  
We may build our homes on your lovely Hat:  
Mr. Quangle Wangle, grant us that!  
Mr. Quangle Wangle Quee!"

And the Golden Grouse came there,  
And the Pobble who has no toes,  
And the small Olympian bear,  
And the Dong with a luminous nose.  
And the Blue Baboon, who played the flute,  
And the Orient Calf from the Land of Tute,  
And the Attery Squash, and the Bisky Bat,  
All came and built on the lovely Hat  
Of the Quangle Wangle Quee.

And the Quangle Wangle said  
To himself on the Crumpetty Tree:  
“When all these creatures move  
What a wonderful noise there’ll be!”  
And at night by the light of the Mulberry moon  
They danced to the Flute of the Blue Baboon,  
On the broad green leaves of the Crumpetty Tree,  
And all were as happy as happy could be,  
With the Quangle Wangle Quee.



<https://www.youtube.com/watch?v=Ttv4H8YZ9HE>



© Emma Caulfield for Talk for Writing  
Emma Caulfield, former teacher and National Strategy Literacy Consultant,  
now works with Talk for Writing to help schools develop the approach.  
Edited and designed by Julia Strong  
Prepared for online distribution by Nick Batty

To find out more about Talk for Writing, visit [www.talk4writing.com](http://www.talk4writing.com).

Thanks to Jon Ralphs for the cartoons: [jonralphs.com](http://jonralphs.com)

**Sharing this resource and copyright information**

This resource is subject to copyright. All materials herein, texts and supporting resources are copyright to Emma Caulfield & Talk for Writing. They are to be used to support children/staff/parents in home and school learning only and are not for commercial gain. Sharing the web link/URL to where this booklet sits on the Talk for Writing website with colleagues and parents is encouraged, but no part of this publication should be re-uploaded elsewhere online, reproduced or altered without permission.

All photographs in this booklet are taken from [unsplash.com](http://unsplash.com)

