

We hope you enjoy these activities and we look forward to seeing your work on Seesaw. If you don't have access to Seesaw, please download the App then contact your teacher through the website and we will send you your class' password.

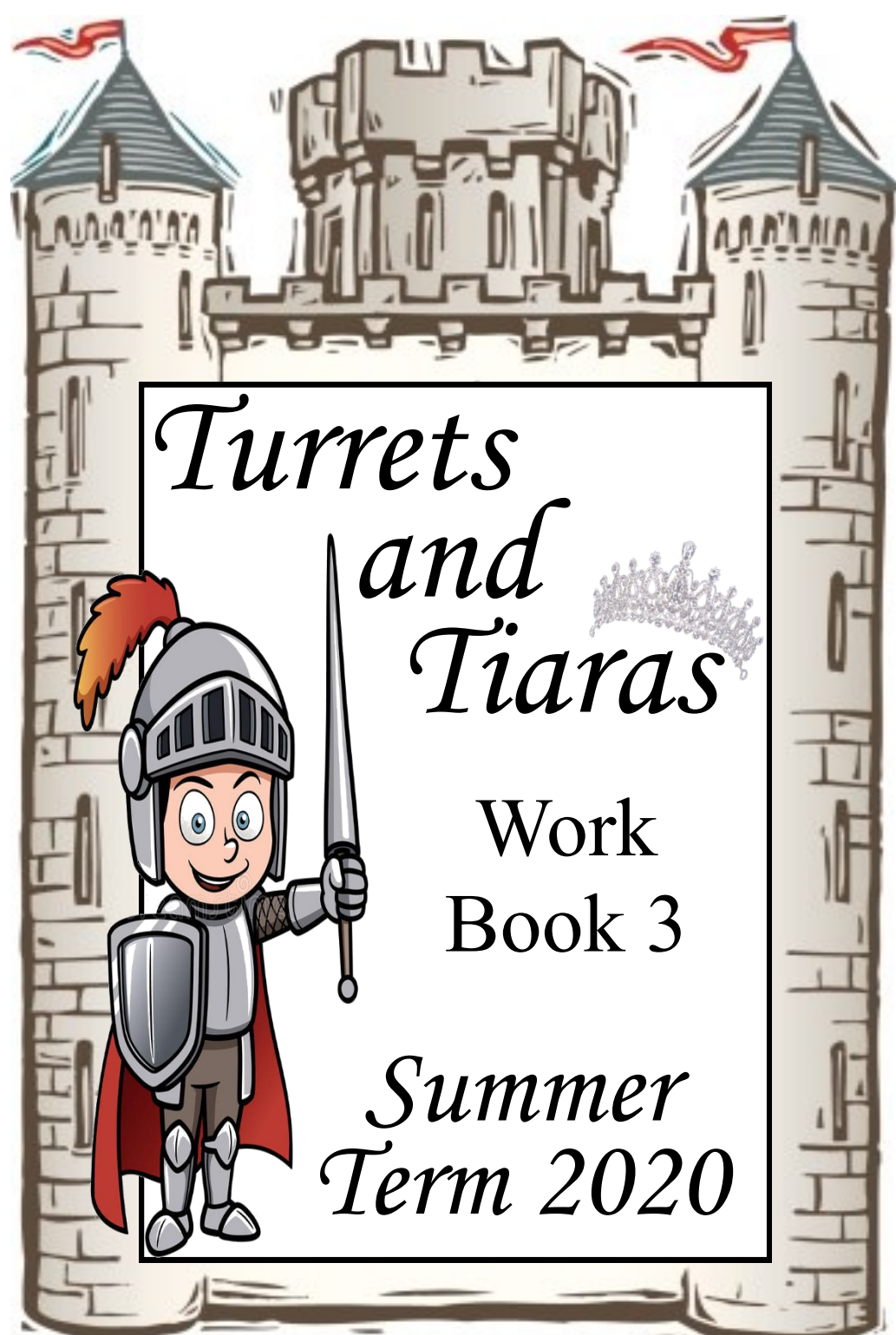
If you are looking for other activities to do or would like to learn more, please check out these websites:-

- English Heritage: Kids Rule

<https://www.english-heritage.org.uk/members-area/kids/>

- Twinkl: Castles and Knights

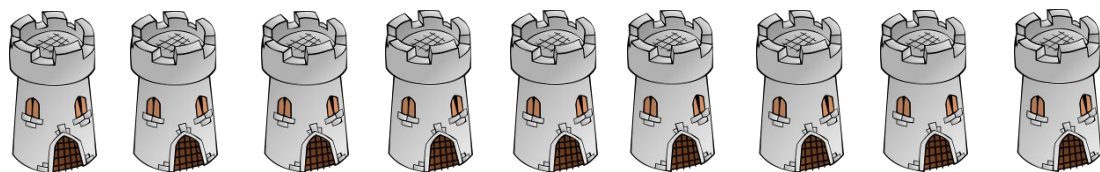
<https://www.twinkl.co.uk/resources/topics-and-themes-parents/fantasy-and-adventure-topics-and-themes-parents/knights-and-castles-fantasy-and-adventure-topics-and-themes-parents>




# *Turrets and Tiaras*

## Work Book 3

### *Summer Term 2020*



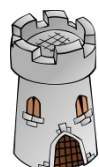
## Turrets and Tiaras




Welcome to our third home-learning workbook. Here are some more activities that you can do at home. It should be possible for your child to work independently in most of the activities and to not need any special equipment.



As with the other books, we have suggested different levels of challenge, so you can make the task as involving as you like, and we have given suggested timings for each activity. These are obviously dependent on your child and it's not necessary to do an activity in one go! They are only a guide as to how long each activity may take to complete.



You don't have to do each activity, just pick some. We are expecting that the activities in this book will take between two and three weeks to complete.

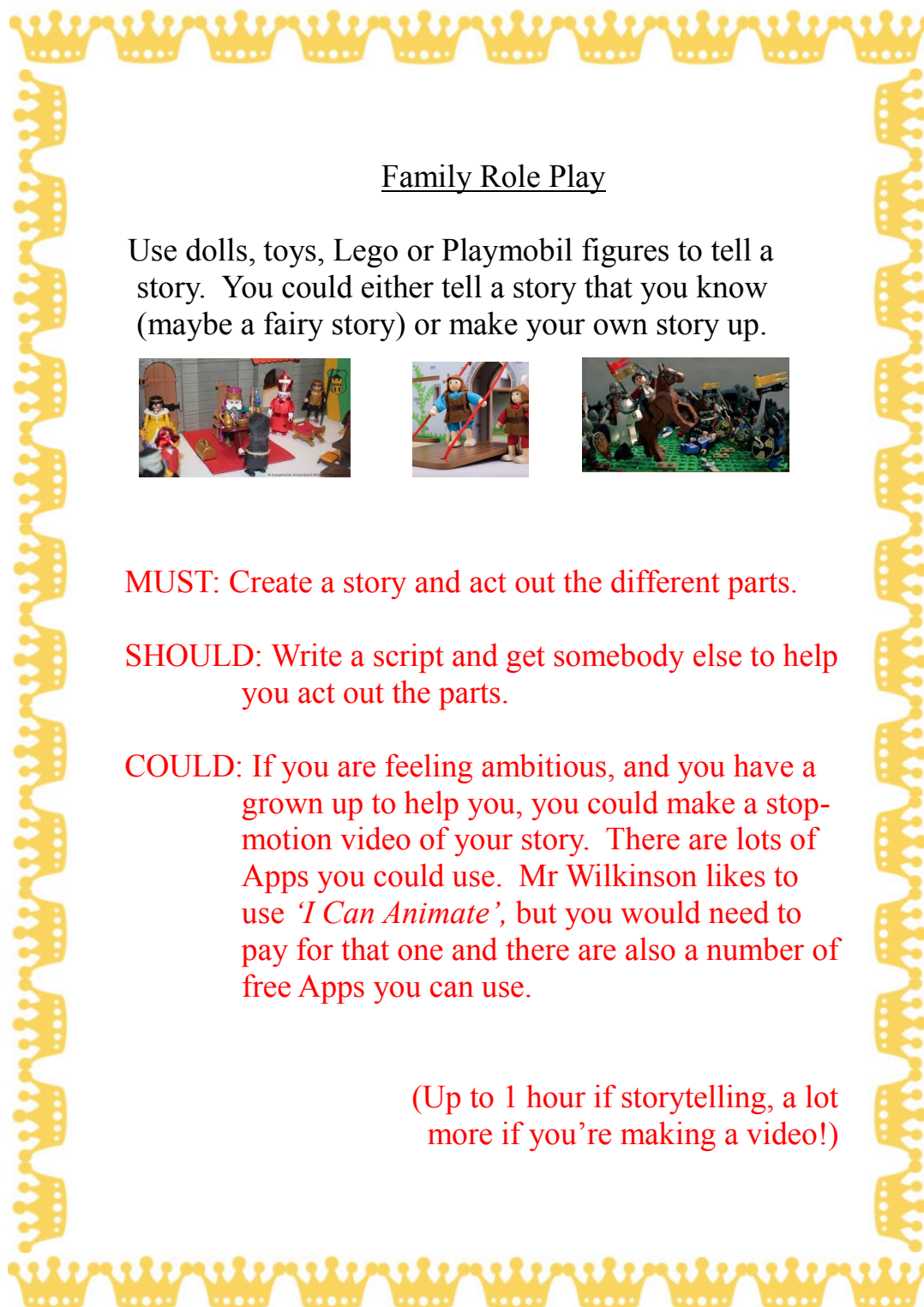
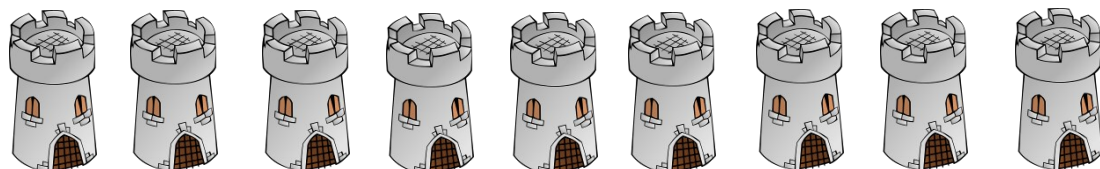



We've really enjoyed seeing your Topic work on Seesaw. Please carry on posting your work on there. If your work does not appear straight away, it may be that your teacher is in school and will approve it as soon as they can. If you don't have access to Seesaw yet, please contact the class teacher via the website and we will send a password to you.



Enjoy!

Mr Wilkinson  
Mrs Dell  
Mr Millbank



## Family Role Play

Use dolls, toys, Lego or Playmobil figures to tell a story. You could either tell a story that you know (maybe a fairy story) or make your own story up.



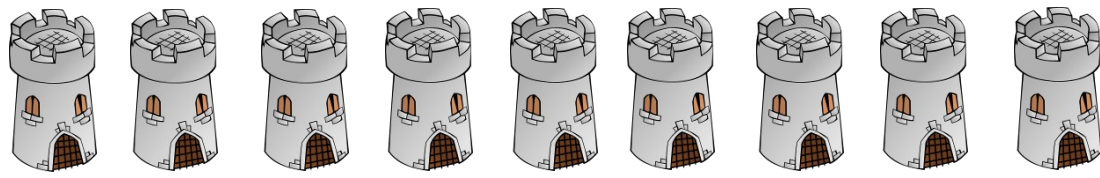
**MUST:** Create a story and act out the different parts.

**SHOULD:** Write a script and get somebody else to help you act out the parts.

**COULD:** If you are feeling ambitious, and you have a grown up to help you, you could make a stop-motion video of your story. There are lots of Apps you could use. Mr Wilkinson likes to use '*I Can Animate*', but you would need to pay for that one and there are also a number of free Apps you can use.

(Up to 1 hour if storytelling, a lot more if you're making a video!)





## Family Research Project

Talk with your family about life in the times of the knights. Is there anything that we haven't covered yet that you would like to find out more about?

If so, this is your chance! Why not carry out a family research project.

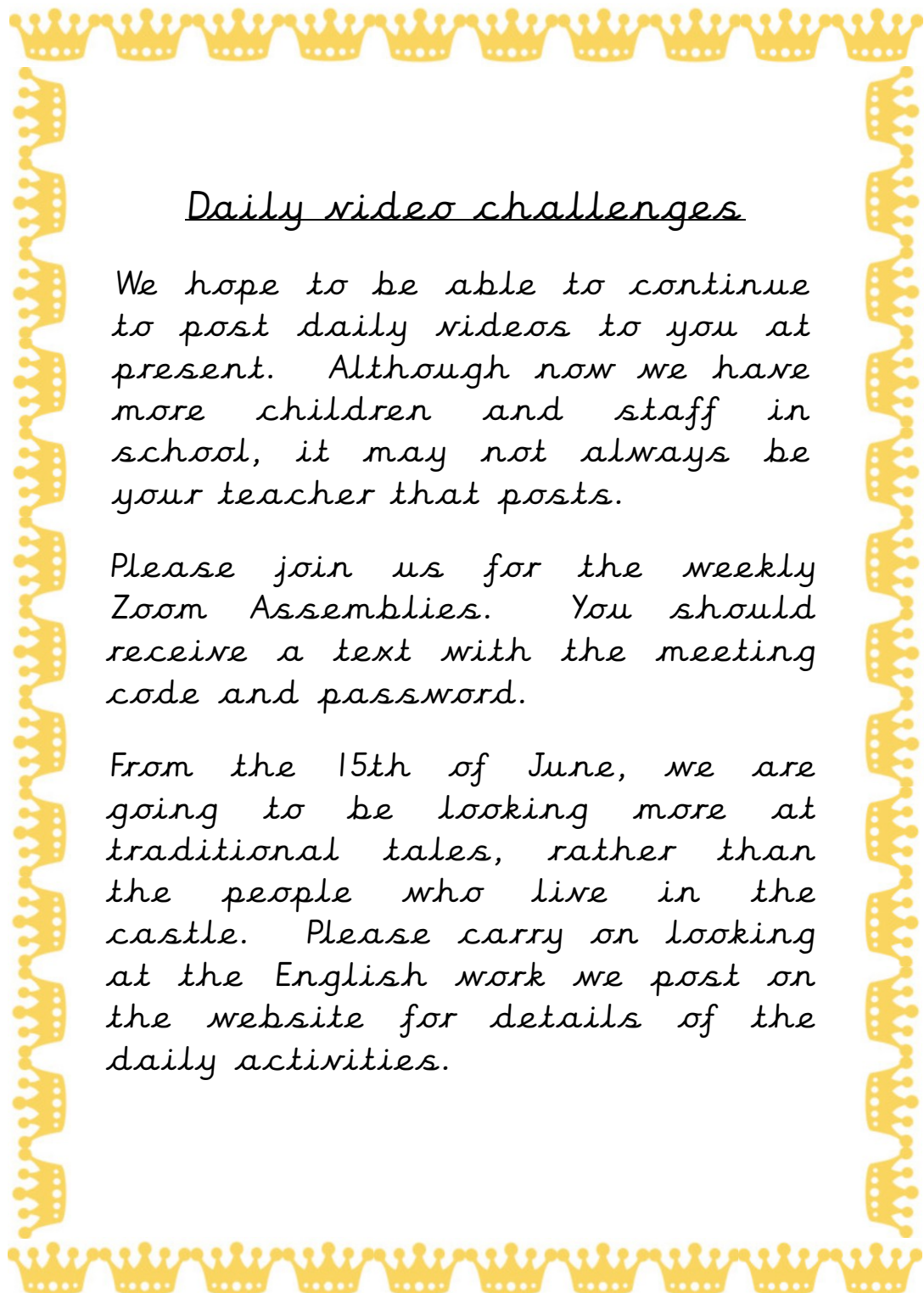
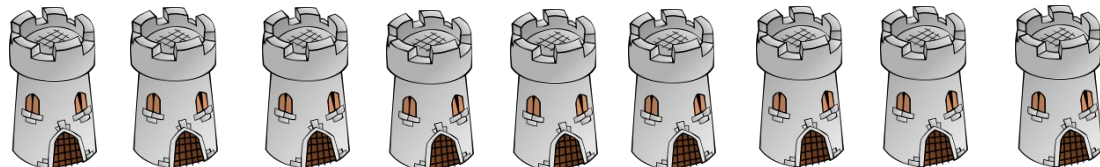


**MUST:** Using books or the internet, find out more about your chosen subject (please make sure that a grown up supervises your internet use).

**SHOULD:** Write down some notes to show what you have found out. You could use bullet points if you like. Share it with us on Seesaw.

**COULD:** Produce a leaflet or factsheet with your facts on. Illustrate it to make it look more interesting and then upload it to Seesaw.

(1-3 hours)

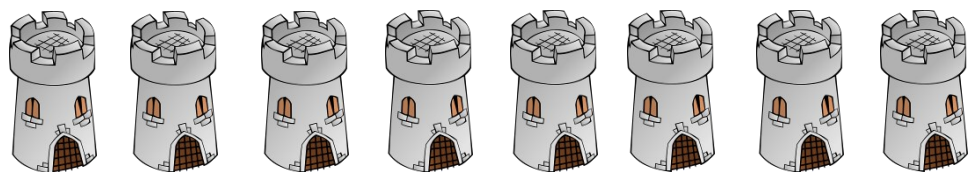


## Daily video challenges


We hope to be able to continue to post daily videos to you at present. Although now we have more children and staff in school, it may not always be your teacher that posts.

Please join us for the weekly Zoom Assemblies. You should receive a text with the meeting code and password.

From the 15th of June, we are going to be looking more at traditional tales, rather than the people who live in the castle. Please carry on looking at the English work we post on the website for details of the daily activities.



## English Project




Find out about King Arthur and the knights of the round table; and some of their quests. You could use one of these websites to help you.



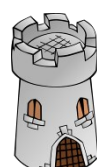
Then, write your own version of King Arthur's story.



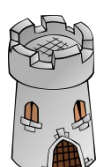
[http://www.primaryextra.co.uk/free\\_downloads/king\\_arthur\\_colour.pdf](http://www.primaryextra.co.uk/free_downloads/king_arthur_colour.pdf)



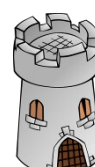
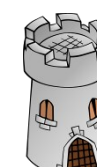
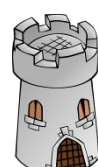
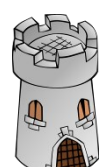
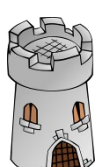
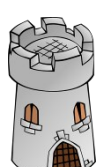
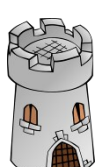
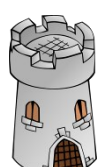
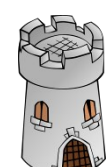
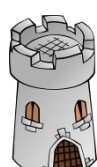
<https://www.youtube.com/watch?v=QCq7Sz774II>



[https://kids.kiddle.co/King\\_Arthur](https://kids.kiddle.co/King_Arthur)



**MUST:** Text Map your own version of the story  
**SHOULD:** Write and illustrate your story  
**COULD:** Make up your own quest to find something important or save someone special. You need to decide who will go with you, and what to take.



## Story writing Project

*Read the start of this story about a knight and finish it:*



Once upon a time, there was a knight. He wasn't a very big knight, or a very strong knight and he wasn't very good at riding a horse, but he was a very brave knight.

One day, a messenger rode into the castle. A dragon was stomping through the kingdom, burning villages and eating maidens. All the bigger knights were away fighting in jousts or getting their armour polished, so the little knight climbed onto his horse and set off. He rode all day and all night until, suddenly...

**MUST:** Draw a story map to finish this story.

**SHOULD:** Write your story out in your best handwriting. Can you illustrate your story to make it look good?

**COULD:** Can you perform this story? Either film yourself reading it or act it out using toys or teddies. Upload your video to Seesaw.

(1-2 hours)



## World History Project

The Vikings were raiders from Northern Europe (mostly Norway, Denmark and Sweden). They are sometimes called Norsemen or Danes. They are famous for raiding many parts of England during the Middle Ages. They invaded parts of England, too (if you've heard Mr Wilkinson read the story of Alfred the Great on the Website, you'll know he was fighting the Danes) and it's believed that Leighton Buzzard was on the border of the Danelaw (the part of England occupied by the Danes) and Anglo-Saxon Mercia.



**MUST:** Learn about the Vikings by reading this poem:  
<http://www.history-for-kids.com/history-of-vikings.html>  
Or watching this video:  
<https://www.youtube.com/watch?v=3xIy7FoiaQY>

**SHOULD:** Make a paper Viking Longship:  
<https://www.twinkl.co.uk/resource/t-t-18457-viking-long-boat-paper-model>

**COULD:** Write your own poem about the Vikings.

(1-2 hours)

## Skills Project

### ***The Jester's Juggling Challenge***

Jesters used to entertain the lords and ladies of the court with jokes, acrobatics, dancing and juggling. Watch this video and then try some juggling with tennis balls or balls of socks. Be careful if you are inside!



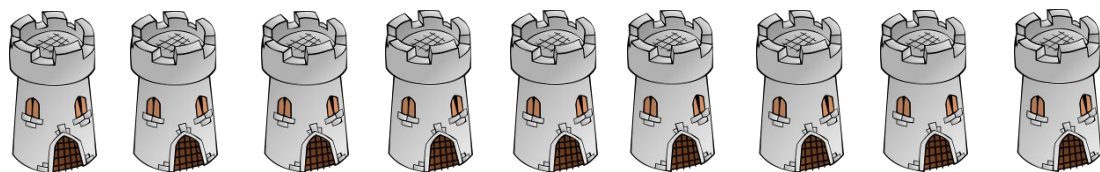
<https://www.youtube.com/watch?v=QxzSHRbLAX4>

**MUST:** Learn to juggle with 2 balls.

**SHOULD:** Learn to juggle with 3 balls.

**COULD:** Jesters were all-round entertainers. Could you learn a dance to perform or tell some jokes whilst you are juggling?


(At least 2 hours to get good: try practising for at least 10-15 minutes at a time for a few weeks)



## PE Project

### *Play tennis like royalty.*


In Tudor times, tennis was very popular among the very rich. King Henry VIII enjoyed playing tennis both before and after he became king. In those days, there were different ways to play tennis. You could hit a ball over a net or against a wall.



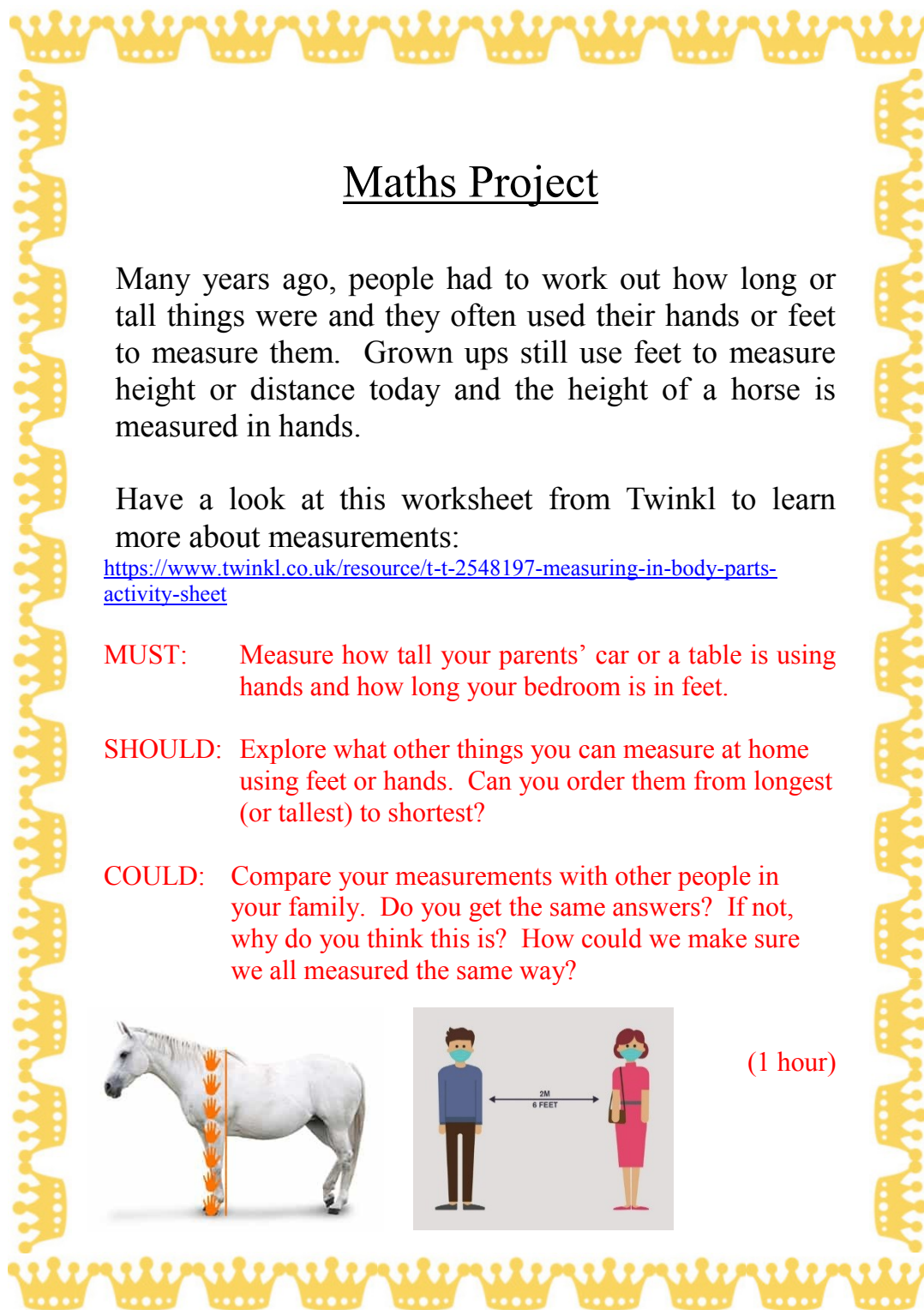
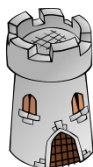

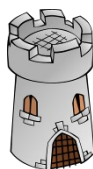







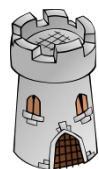
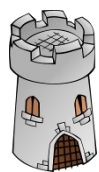
**MUST:** Using a racquet (if you have one) or your hand (if you don't), practice hitting the ball against a wall - how many times can you do it before dropping it?

**SHOULD:** Play a tennis game with someone in your family.

**COULD:** Can you find out about Real Tennis, which is the game that was played in Tudor England.



(1 hour)



## Maths Project

Many years ago, people had to work out how long or tall things were and they often used their hands or feet to measure them. Grown ups still use feet to measure height or distance today and the height of a horse is measured in hands.

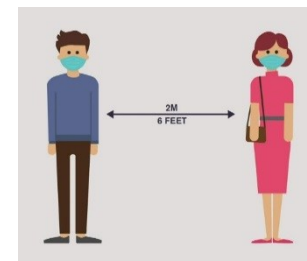
Have a look at this worksheet from Twinkl to learn more about measurements:

<https://www.twinkl.co.uk/resource/t-t-2548197-measuring-in-body-parts-activity-sheet>

**MUST:** Measure how tall your parents' car or a table is using hands and how long your bedroom is in feet.

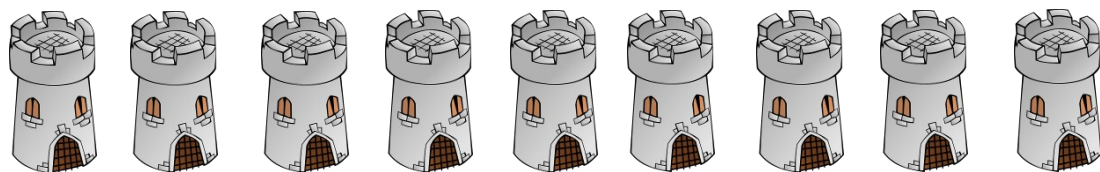
**SHOULD:** Explore what other things you can measure at home using feet or hands. Can you order them from longest (or tallest) to shortest?

**COULD:** Compare your measurements with other people in your family. Do you get the same answers? If not, why do you think this is? How could we make sure we all measured the same way?



(1 hour)





## Science Project



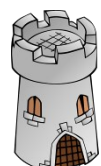

*Sometimes if one king or queen wanted to attack another, they had to use catapults to knock down the castle walls. Some of you have already built a catapult from Book 2 (Mr Wilkinson's instruction video is at <https://leedon-lower-school.secure-primariesite.net/catapult/>) We're now going to investigate more how it works.*



**Step 1:** Make a wall by stacking some toilet rolls / used drinks cans / stones into piles

**Step 2:** Use a catapult or, if you don't have one, a spoon or teaspoon as a catapult to launch different objects like marshmallows, peas or Lego pieces at your target (please make sure you keep well away from people's faces).

**Step 3:** CLEAN UP YOUR MESS!!!

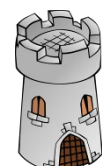




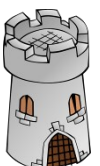






**MUST:** Write down what you used and whether it worked.

**SHOULD:** Either using hands or feet, or a tape measure, measure the distance between your catapult and your target.

**COULD:** Investigate what changes if you use different materials for the wall, catapult or missiles. Does your catapult work differently if you launch it from further away, or higher up?

(1-3 hours)




## Music Project

“The Grand Old Duke of York” is an old Nursery Rhyme. Nobody know which Duke it's about, but we do know that the song is at least 370 years old and one version was about a King of France. If you don't know the tune, there are lots of versions online. The words are:

Oh, the grand old Duke of York  
He had ten thousand men  
He marched them up to the top of the hill  
And he marched them down again

And when they were up, they were up  
And when they were down, they were down  
And when they were only half-way up  
They were neither up nor down



**MUST:** Listen to and learn the song.

**SHOULD:** Text map the song and think about what actions you could use.

**COULD:** Can you write your own version of this song by changing some of the words?

(30 minutes)

## English Project

Read this extract:

### The Ideal Knight

Knights were expected to behave a certain way. This was called the Code of Chivalry. The ideal knight would be humble, loyal, fair, Christian, and have good manners.

### Code of Chivalry

Here are some of the main codes which Knights tried to live by:

- To follow the church and defend it with his life
- To protect women and the weak
- To serve and defend the king
- To be generous and honest
- To never lie
- To live by honour and for glory
- To help widows and orphans



Taken from: [https://www.ducksters.com/history/middle\\_ages/tournaments\\_jousts\\_chivalry.php](https://www.ducksters.com/history/middle_ages/tournaments_jousts_chivalry.php)

**MUST:** Write your own list of rules that you think boys and girls should follow to be good people.

**SHOULD:** Make a poster showing the rules and put it on your bedroom wall or door (and try to follow them!)

**COULD:** Compare your list to a friend's. What is the same? What is different?

(1 hour)

## Art Project

Tapestry – or sewn pictures – was another way that people in the past could record the events that happened.

The most famous of these is the Bayeux Tapestry which shows the Battle of Hastings in 1066.

This link tells you more about it - <https://www.bbc.co.uk/news/av/uk-42736514/bayeux-tapestry-explained-by-kids>



**MUST:** Create your own battle scene, inspired by the tapestry.

**SHOULD:** Draw, paint or collage your scene.

**COULD:** Try weaving your own material using paper strips and sticking pictures on it to create your own tapestry.

(1 hour)



# Maths Games

Twinkl ([www.twinkl.co.uk](http://www.twinkl.co.uk)) have some Medieval Mystery Maths games. They will take a bit of work and you might need some help from a grown-up.

## KS1 Mystery at Dragonspire Castle Maths Game:

<https://www.twinkl.co.uk/resource/t-n-2545235-ks1-mystery-at-dragonspire-castle-maths-game>

## KS1 The Mystery of the Missing Sword Maths Mystery Game

<https://www.twinkl.co.uk/resource/t-n-2546083-ks1-the-mystery-of-the-missing-sword-maths-mystery-game>

## KS1 The Place Value Mystery in the Palace Kitchen Maths Game:

<https://www.twinkl.co.uk/resource/t-n-2545384-ks1-the-place-value-mystery-in-the-palace-kitchen-maths-game>

## KS1 The Mystery of the Missing Story Ending Maths Mystery Game

<https://www.twinkl.co.uk/resource/t-n-2545996-ks1-the-mystery-of-the-missing-story-ending-maths-mystery-game>

**MUST:** Play one of the games.

**SHOULD:** Play 2 or more of the games.

**COULD:** Make up your own castle or knight-themed maths game.

(2 hours  
[probably in 20-30 minute chunks over a few days])

## World History Project

At the same time as the knights of England and Europe, there was another kind of knight living far away in Japan. They were similar to English knights in that they used armour and weapons and had a code of honour called Bushido which means the “Way of the Warrior”.



European Knight



Japanese Samurai

**MUST:** Describe the two pictures above. What is the same? What is different?

**SHOULD:** Read more about Samurais here:

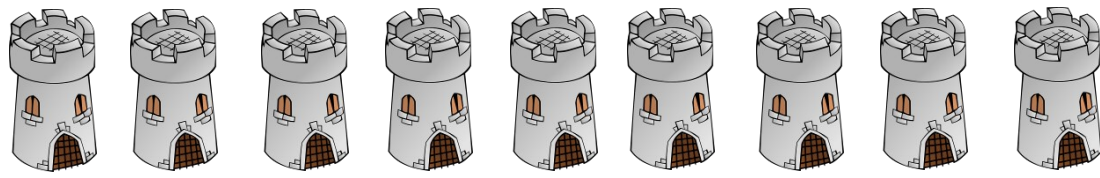
<https://kids.britannica.com/kids/article/samurai/353741>

<https://mocomi.com/samurai/>

**COULD:** Print and colour the Japanese colouring sheets from Twinkl.

<https://www.twinkl.co.uk/resource/japan-colouring-pages-t-tp-2549247>

(30 minutes - 1 hour)



## Science (Farming) Project

In the times of the knights, there were no supermarkets and people had to grow their own food. For this challenge, you are going to be a farmer. Choose any kind of edible plant you like (cress grows very quickly, other plants may be much slower).

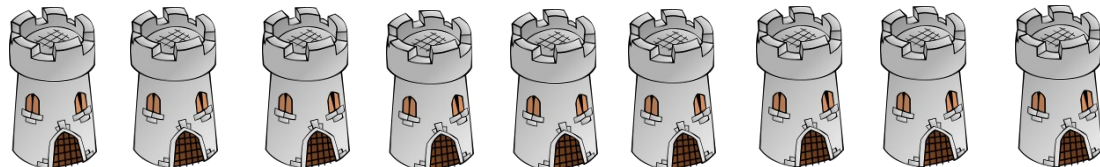


**MUST:** Plant and care for a seed.

**SHOULD:** Once your plant has grown, eat it.

**COULD:** Can you keep a diary of your farming efforts? Measure how high your plant is every few days and record its growth and how you take care of it. You could even add pictures or drawings to your diary.

(10-15 minutes a day for several weeks)



## Art Project

Stained glass windows were one of the most important forms of art in the middle ages. They made buildings such as churches (like All Saints in Leighton Buzzard that we visited earlier this year) and castles much more beautiful on the inside. Watch the video and visit the website below and then try making some stained-glass objects yourself.



**MUST:** Make your own stained glass windows using  
paper: [https://www.youtube.com/watch?v=TyX6h\\_LaQ5Q](https://www.youtube.com/watch?v=TyX6h_LaQ5Q)  
Or glue and acrylic paint:  
<http://www.havingfunathome.com/2013/10/stained-glass-kids-medieval-project.html>

**SHOULD:** Write instructions to make your own window.  
Don't forget to use bossy verbs and to write what materials you used.

**COULD:** Could you make some cards using this technique to cheer up friends or family?

(1-2 hours)



# Writing Project

Joan of Arc is a national hero of France and one of the most famous women in history. Despite having no military training, she managed to lead the French army to victory in many battles against the English.



**MUST:** Learn more about Joan of Arc. If you can find it, watch the Horrible Histories song about her or you could use a book or this video to learn more:  
<https://www.youtube.com/watch?v=wmPsBqovrVU>

**SHOULD:** Imagine you are a King or Queen under attack. Write a letter to Joan, asking for help or advice.

**COULD:** Once you have written a letter to Joan, imagine that you are Joan and write a letter back.

(1 hour)

## Cooking Project



We have already tried making medieval food before, but there's no reason we can't do some more. Bread was one of the most common foods for all people. There were lots of different types. Can you try and make some bread like it was made back then?

Make medieval bread:

<https://www.youtube.com/watch?v=rQT-aY9sTCI>

Not many of the common people could have anything sweet but you can pretend to be a king or queen and make a medieval cheesecake:

<https://www.youtube.com/watch?v=GCCJ2Qpr1nM>

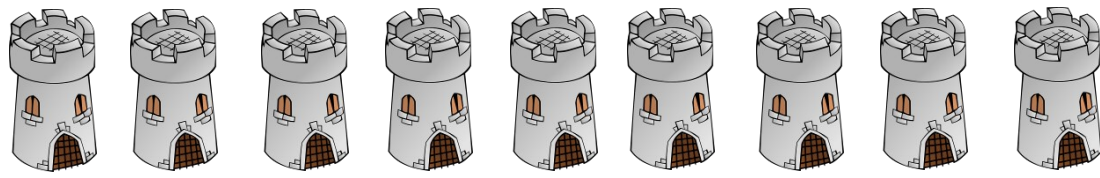
**MUST:** Make some medieval bread or cheesecake.

**SHOULD:** Write a set of instructions to follow to make bread.

**COULD:** Research and cook other medieval foods to eat with your bread.

(1-2 hours)





## Maths Investigation

As the Abbot mentioned last week, most books were written by the monks in the Abbeys. They had to write each page very carefully, so they didn't make any mistakes and it looked very beautiful.

The Abbot has asked the monks to copy 5 different books, but each monk works a little faster or slower than the rest. Can you work out how many days it would take each monk to finish his work?

Monk 1 – His book has 20 pages and he can copy 2 pages a day.

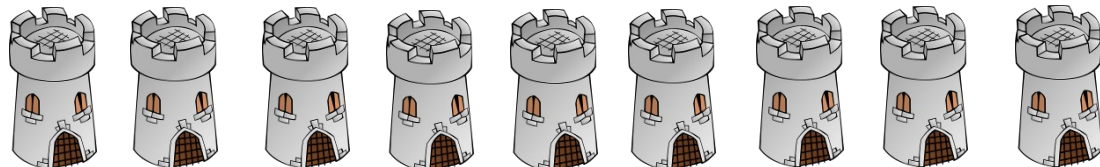
Monk 2 – His book has 15 pages and can copy 3 pages a day.

Monk 3 – His book has 45 pages and he can copy 5 pages a day.

Monk 4 – His book has 16 pages and he can copy 4 pages a day.


Monk 5 – His book has 100 pages and he can copy 10 pages a day.

Well done! Now the abbot wants to know how many pages each monk can copy in 1 week and in 1 month (of 30 days – remember they wouldn't work on Sundays!).



## Board Games Challenge

Chess was one of the most popular games of medieval times. It's quite complicated but you can start learning some of the basic ideas and moves. Watch the video below and then try the activities.



Learn to play chess. If you know a grown-up that knows how to play chess, you could ask them to teach you and, if they have a board, to play with you.

Otherwise, you could watch this tutorial video:

[https://www.youtube.com/watch?time\\_continue=147&v=KITEQZ5Sy4E&feature=emb\\_logo](https://www.youtube.com/watch?time_continue=147&v=KITEQZ5Sy4E&feature=emb_logo)

**MUST:**

Write down the names of the pieces and how each piece moves.

**SHOULD:**

Start playing with a partner.

**COULD:**

Research some other medieval games

(30 minutes to start, then as long as you like)