

We hope you enjoy these activities and we look forward to seeing your work on Seesaw. If you don't have access to Seesaw, please download the App then contact your teacher through the website and we will send you your class' password.

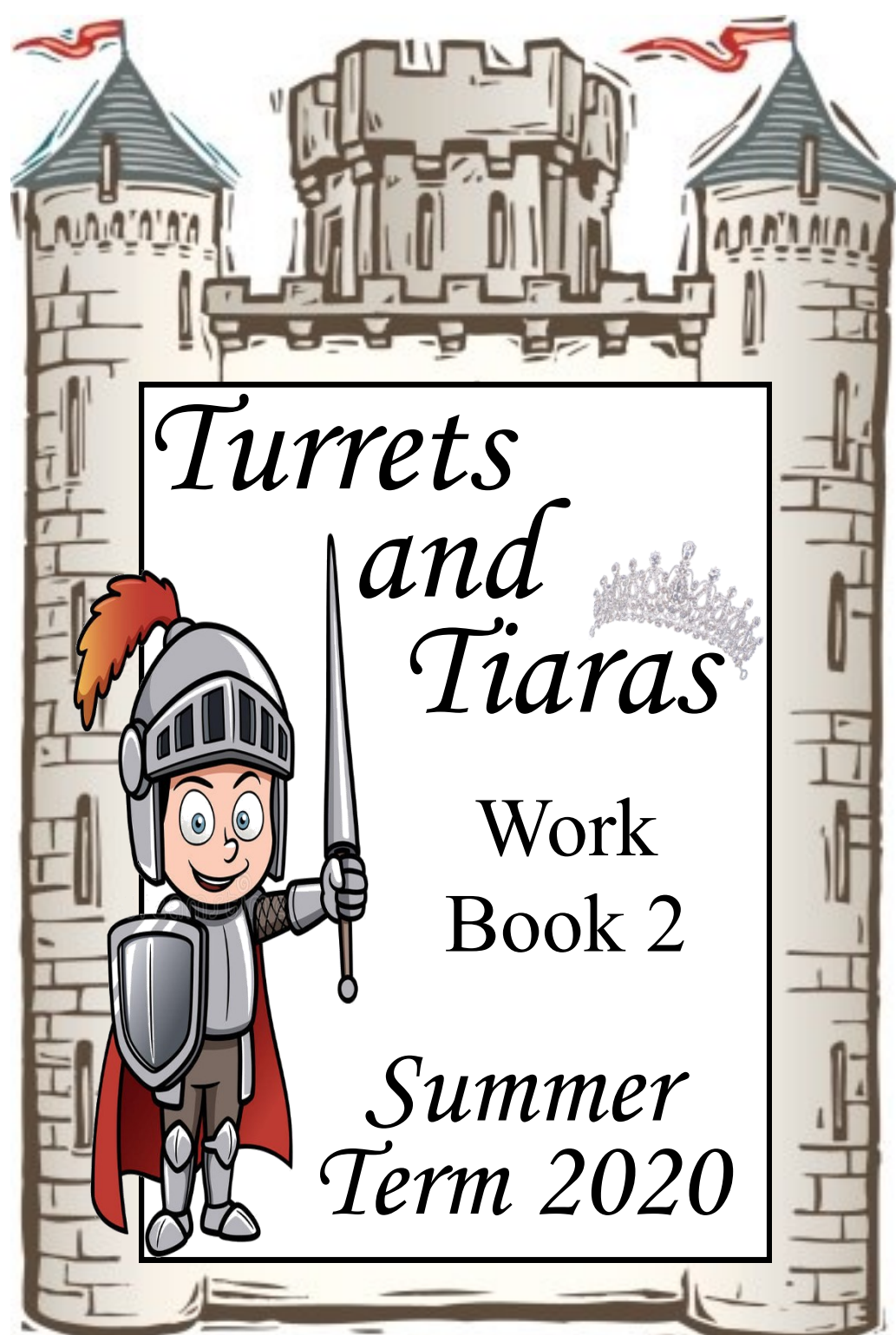
If you are looking for other activities to do or would like to learn more, please check out these websites:-

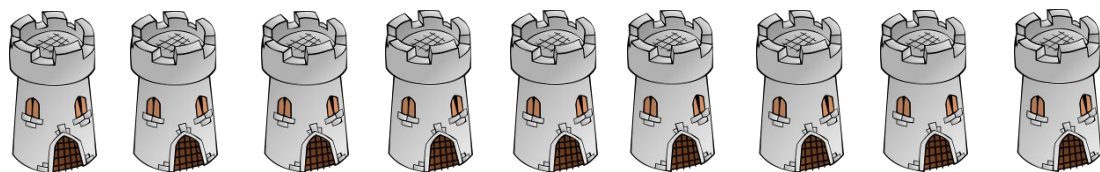
- English Heritage: Kids Rule

<https://www.english-heritage.org.uk/members-area/kids/>


- Twinkl: Castles and Knights

<https://www.twinkl.co.uk/resources/topics-and-themes-parents/fantasy-and-adventure-topics-and-themes-parents/knights-and-castles-fantasy-and-adventure-topics-and-themes-parents>





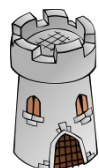
Turrets and Tiaras




Welcome to our second home-learning workbook. Here are some more activities that you can do at home. It should be possible for your child to work independently in most of the activities and to not need any special equipment. We have, however, also added a couple of Family challenges, which we think you will enjoy, some of which may need extra equipment.



As with the first book, we have suggested different levels of challenge, so you can make the task as involving as you like., and we have given suggested timings for each activity. These are obviously dependent on your child and it's not necessary to do an activity in one go! They are only a guide as to how long each activity may take to complete.




You don't have to do each activity, just pick some. We are expecting that the activities in this book will take between two and three weeks to complete.



Please share your learning using Seesaw. If you don't have access to Seesaw yet, please contact the class teacher via the website and we will send a password to you.



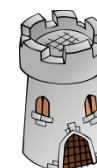
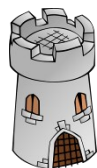
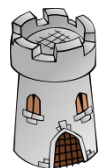
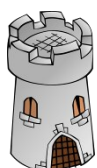

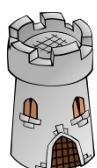

We were vert impressed with the work you have sent us so far, and hope you enjoy these activities.



Mr Wilkinson

Mrs Dell

Mr Millbank



Family Role Play

Use dolls, toys, Lego or Playmobil figures to tell a story. You could either tell a story that you know (maybe a fairy story) or make your own story up.

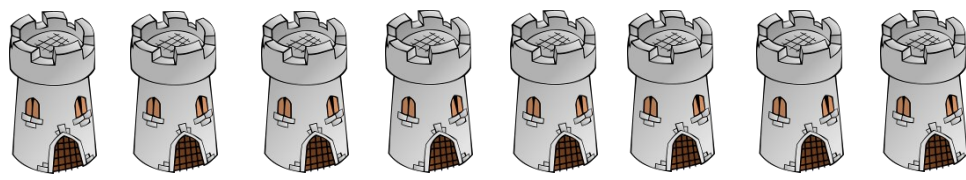


MUST: Create a story and act out the different parts.

SHOULD: Write a script and get somebody else to help you act out the parts.

COULD: If you are feeling ambitious, and you have a grown up to help you, you could make a stop-motion video of your story. There are lots of Apps you could use. Mr Wilkinson likes to use 'I Can Animate', but you would need to pay for that one and there are also a number of free Apps you can use.

(Up to 1 hour if storytelling, a lot more if you're making a video!)



Research and Role Play Project

Find out about some of the different jobs that people did in the castle or in the olden times.




MUST: Find out about these jobs; what did they have to do?

Gong farmer
Groom of the stool
Treadmill operator

SHOULD: Write a list of all the different jobs you can find and find out what they had to do as part of their job.

COULD: Role play doing one or more of these jobs. Maybe you could even write about what you had to do in your day?

(1-2 hours)



Daily video challenges

Each week, we will be meeting a different person who works in the castle.

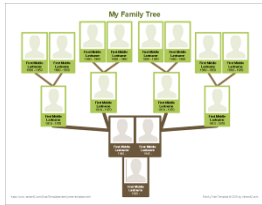
We will have the opportunity to ask them questions every Monday so that we can learn a little more about their jobs.

Then, as the week goes on, the person we have met will be setting us different challenges.

We have already met the Cook and the Serjeant-at-Arms. Who else will we meet this term?

Genealogy Project

Research your family tree and share it on Seesaw.
You can do this either by asking a relative about your family history or, maybe you could help your parents research this online?



MUST: Draw a family tree that goes back at least 3 generations (to your grandparents).

SHOULD: Draw a family tree that goes as far back as possible.

COULD: Once you've done your family tree, find out about a particularly interesting ancestor and write a bit about their life.

(1-2 hours - or as long as it takes you to go as far back as you want)

Art Project

In the time of the knights, people didn't have cameras, so the only way you would know what somebody looked like was from their portrait. Be an artist and paint a portrait of somebody.



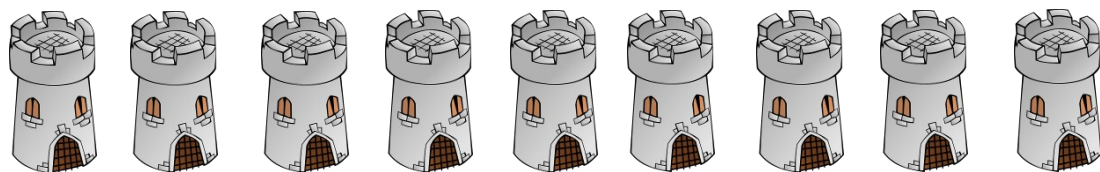
MUST: Paint a portrait of a person in your family.

SHOULD: Decorate recycled materials (such as a cardboard box) and use them to make a grand frame for your painting.

COULD: Instead of wearing modern clothes, can you paint a portrait of somebody and pretend they are wearing historic clothes? Maybe they could be a prince, a knight or a queen?



(1-2 hours)



Poetry Project

Read the poem: *The Ghost in the Castle*, by Charles Thomson.

The ghost in the castle
tu-whit-tu-whoo
walks down the stairs.
He's looking at you.

The ghost in the castle
clank clank rattle
is a knight who was killed
long ago in battle.

The ghost in the castle
tap tap creak
makes your hair stand on end
and your legs go weak.

But you can walk through him
(you can if you dare)
for the ghost in the castle
is not really there.



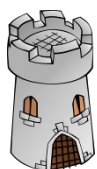




From 'The Works, Key Stage 1', edited by
Pie Corbett, published by Macmillan
Children's Books"

MUST: Learn the poem.

SHOULD: Text map the
poem, using
symbols like
we use in our
Talk for
Writing
sessions in
class.

COULD: Perform the
poem with
actions and
upload a
video of you
doing so to
Seesaw

(1 hour)



Writing Project

Imagine you are a King or Queen. Can you write a letter to the king of a neighbouring country persuading him not to invade your country?

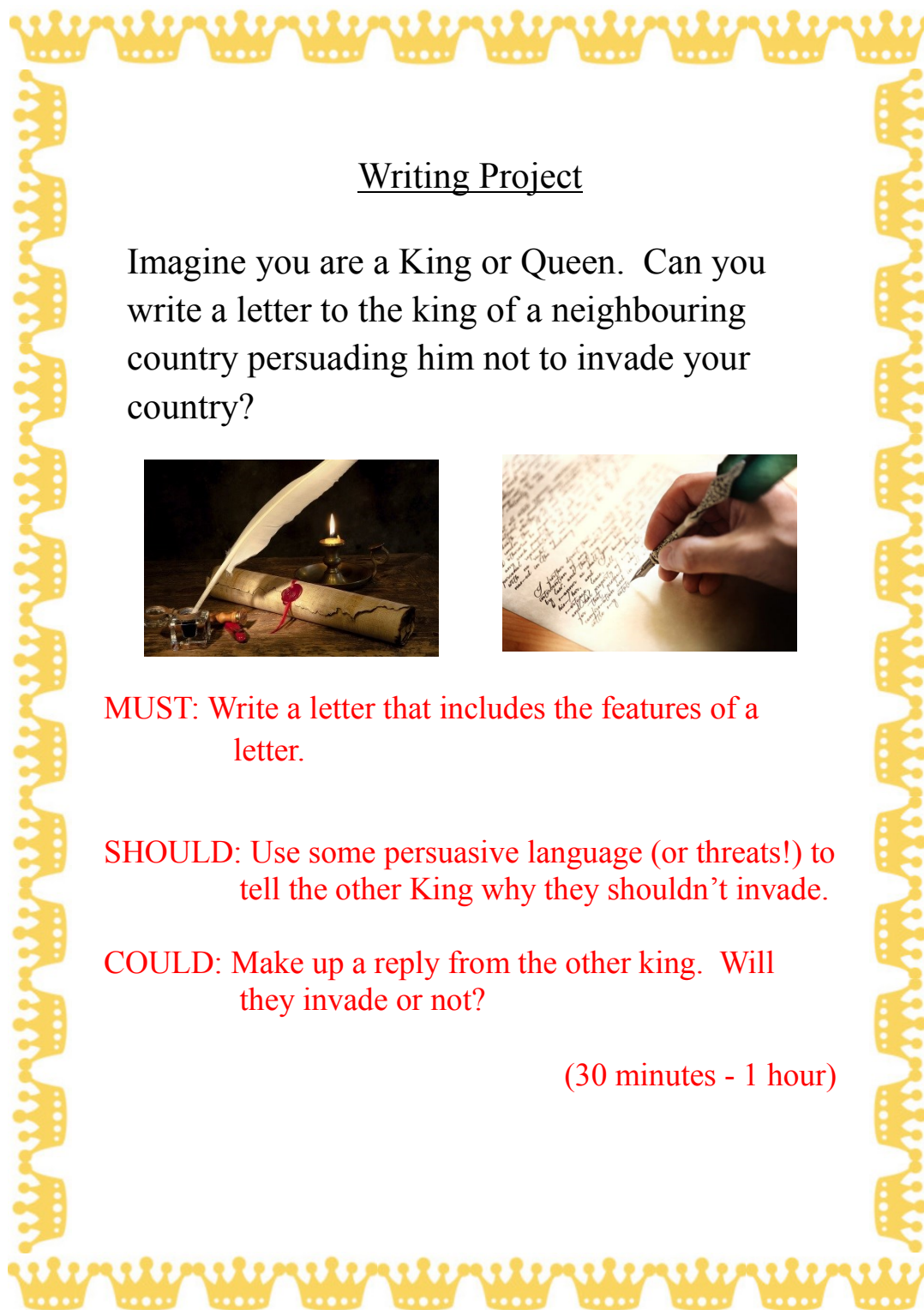


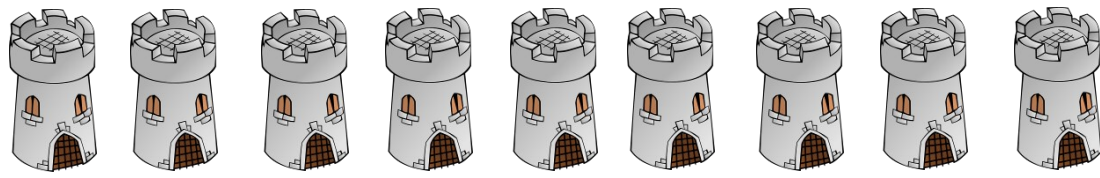
MUST: Write a letter that includes the features of a letter.

SHOULD: Use some persuasive language (or threats!) to tell the other King why they shouldn't invade.

COULD: Make up a reply from the other king. Will they invade or not?

(30 minutes - 1 hour)





PE Project

Imagine you are a knight on Lockdown. Can you write a 'Keep fit' programme for your fellow knights to follow so they can keep battle-ready, even if they can't train together?

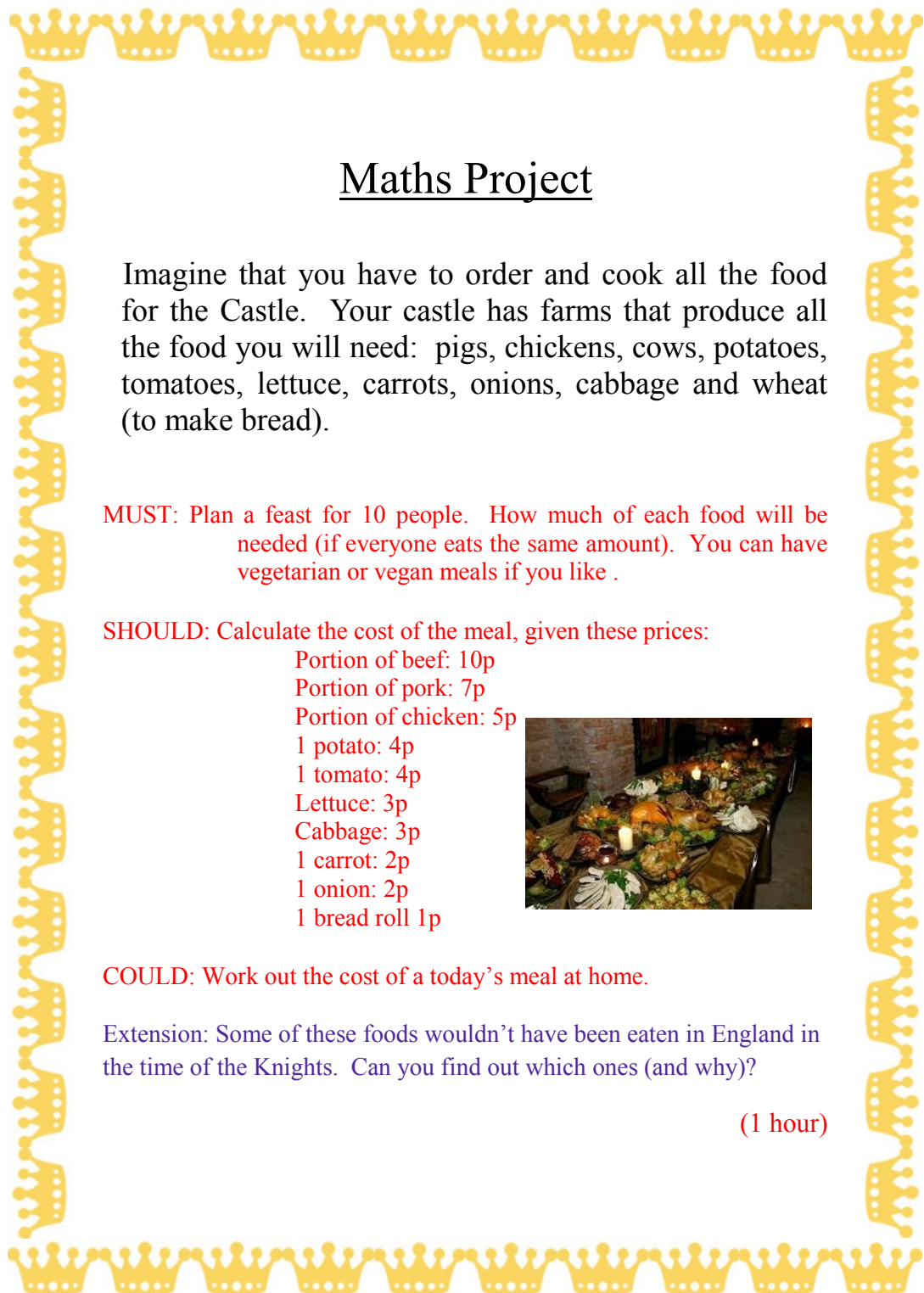
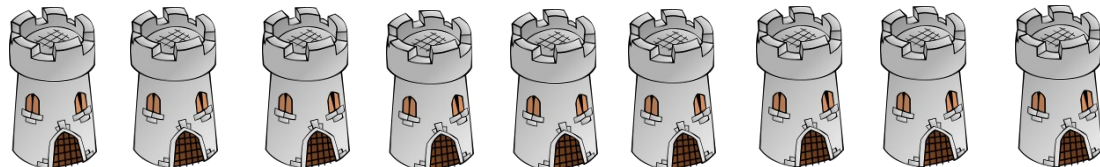


MUST: Draw or write some keep fit ideas and share them on Seesaw .

SHOULD: Try your ideas out for yourself (or even teach a family member) .

COULD: Film it and share it on Seesaw. Can you be Ye Olde Joe Wicks?

(2 hours)



Maths Project

Imagine that you have to order and cook all the food for the Castle. Your castle has farms that produce all the food you will need: pigs, chickens, cows, potatoes, tomatoes, lettuce, carrots, onions, cabbage and wheat (to make bread).

MUST: Plan a feast for 10 people. How much of each food will be needed (if everyone eats the same amount). You can have vegetarian or vegan meals if you like .

SHOULD: Calculate the cost of the meal, given these prices:

Portion of beef: 10p
Portion of pork: 7p
Portion of chicken: 5p
1 potato: 4p
1 tomato: 4p
Lettuce: 3p
Cabbage: 3p
1 carrot: 2p
1 onion: 2p
1 bread roll 1p



COULD: Work out the cost of a today's meal at home.

Extension: Some of these foods wouldn't have been eaten in England in the time of the Knights. Can you find out which ones (and why)?

(1 hour)

Science Project

In the times of the Knights, people used natural dyes to colour their clothes. These usually came from plants: walnuts give a brown colour, dried woad made a blue colour and a plant called madder made a red colour. Research what natural dyes you can find.



MUST: Try some natural dyes on fabric. You could try beetroot, turmeric, yellow onion skins, red cabbage, spinach. You will probably need to mix the dye with water and ask a grown up to heat it in a saucepan until the water changes colour.

SHOULD: Find out if the dyes work differently on different materials (cotton wool, scrap wood, waste card).

COULD: With help from a grown up, could you dye an old t-shirt or similar using the technique?

(1-3 hours)

MAKE SURE YOUR GROWN UP SAYS IT IS OK FOR YOU TO DO THIS AND DOES ALL THE HEATING. WEAR OLD CLOTHES AND AN APRON IF POSSIBLE.

Music Project

“Sumer is Icumen In” (which means “Summer has arrived”) is one of the oldest pieces of music written down.

The music is over 750 years old! It’s about all the sights of nature that tells you when Spring and Summer have arrived and talks about sheep, cows, goats, cuckoos and flowers blooming .

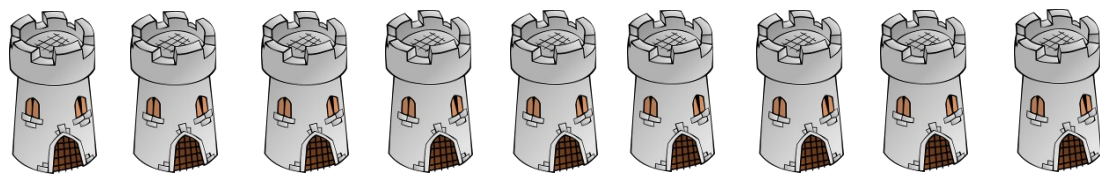


MUST: Listen to the song at <https://www.youtube.com/watch?v=sMCA9nYnLWo&list=RDB2Tk1JseYkU&index=4> and draw a picture of what the song makes you think about


SHOULD: Try to sing the song yourself (or with someone else – it works best as a round) .

COULD: Can you write your own song about Spring?




(1 hour)



Research Project



The Crown Jewels are very special jewels that belong to the Queen. Some of them are very old.

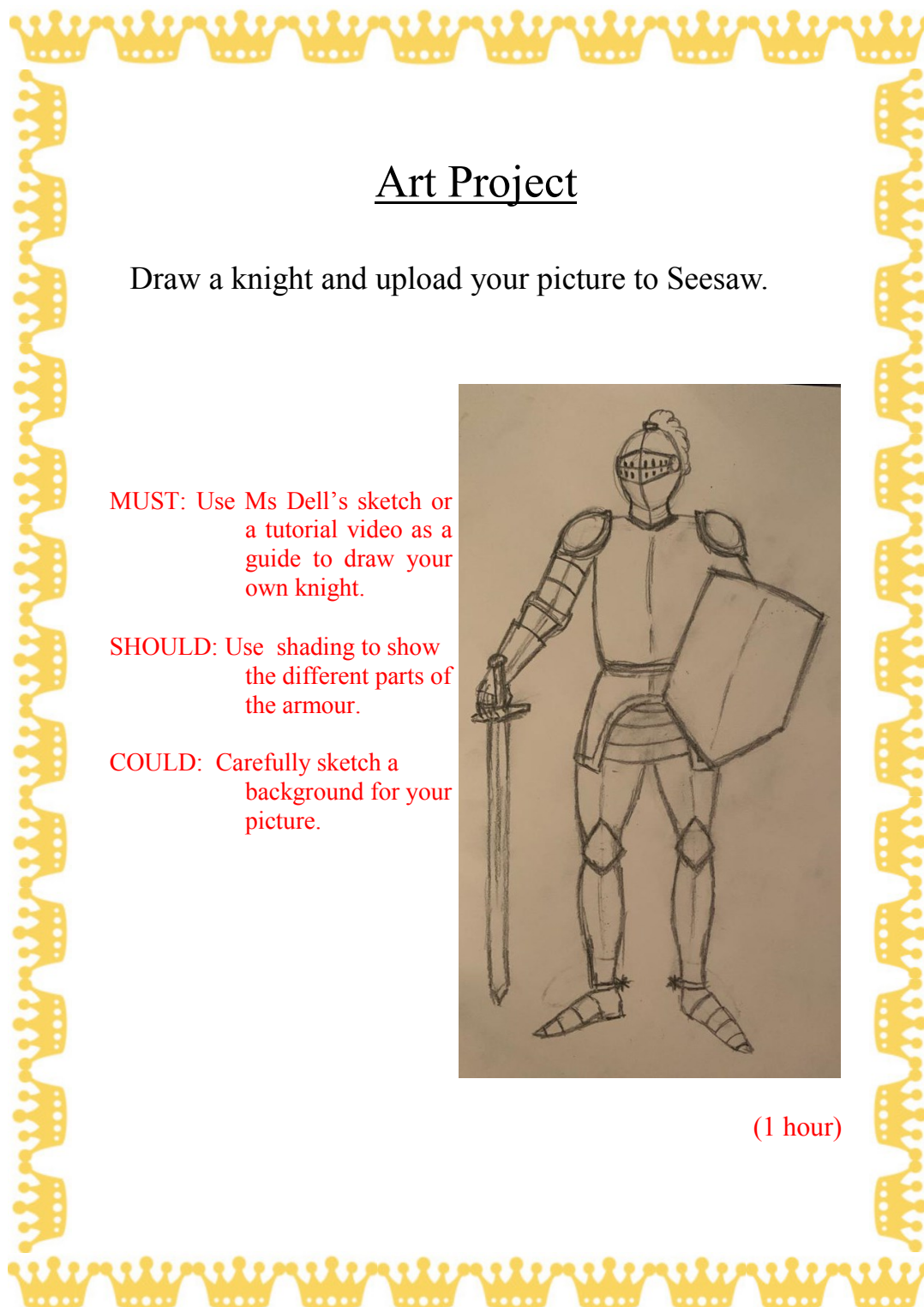




MUST: Find out about the Crown Jewels .

SHOULD: Draw pictures of some of the Crown Jewels, or try to make them out of recycled materials.

COULD: Write an information sheet (with pictures) about the Crown Jewels and upload it to Seesaw .

(2 hours)




Art Project

Draw a knight and upload your picture to Seesaw.

MUST: Use Ms Dell's sketch or a tutorial video as a guide to draw your own knight.

SHOULD: Use shading to show the different parts of the armour.

COULD: Carefully sketch a background for your picture.



(1 hour)

Design Project

Design an outfit that would have been worn by someone who lived or worked in a Castle.



MUST: Design an outfit for somebody in the castle.

SHOULD: Research what different clothes people wore in the medieval period.

COULD: Make a costume for one (or more) of your toys or teddies.

(1-2 hours)

Spanish Project

Using the internet, a dictionary or anyone you know that speaks Spanish, look up some topic words.




MUST: Find the Spanish words for Castle, king, queen, princess, knight, cook and jester .


SHOULD: Make a poster with the words (in Spanish) and pictures of some of these.

COULD: Write some short conversations between these people using some of the language you've already learnt (you can use the links on the Year 1 page of the website to help you).


(30 minutes - 1 hour)



English & History Project



Write a guidebook for one of the castles you can visit on a virtual tour and post it on Seesaw. Don't forget to add pictures.



Warwick Castle

<https://my.matterport.com/show/?m=HCmSPZ4meT4>


Chirk Castle

<https://www.nationaltrust.org.uk/chirk-castle/features/chirk-castle-virtual-tour>



Hedingham Castle

<http://www.hedinghamcastle.co.uk/visiting/virtual-tour/?fbclid=IwAR104tmmgEimYhOWcWnvxV570kuQR2ntq227auzBjDHPNz08wUuqyZlCj7I>




Blarney Castle

<https://www.blarneycastle.ie/pages/map-and-virtual-tour#>

MUST: Name the different parts of a castle and add them to your guidebook .




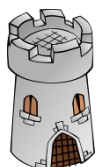
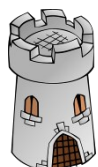
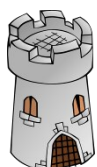
SHOULD: Try to find out what the different parts of the castle were used for and write this in the correct page of the guidebook.



COULD: Research the history of your chosen castle and write a section in the book about it – who lived there? When did they live there? Did any famous kings live there or visit?



(1-2 hours)



Languages Project

Lots of words that we use to describe parts of a castle are originally from another language. Find the meanings of these words for parts of a castle.

MUST: Find out where these are in the castle :

garderobe

oubliette

portcullis

SHOULD: Find out what language these words came from. Can you work out why these words may have come from this language?

COULD: Can you find any other English words we use that come from the same part of the world?

(30 minutes - 1 hour)

Design and Make Project

Trebuchets and catapults were used by soldiers to attack castles. Watch the video of Mr Wilkinson explaining catapults at <https://leedon-lower-school.secure-primariesite.net/catapult/> and take his catapult challenge



MUST: Watch the video and try to design your own trebuchet or catapult

SHOULD: Make a catapult at home and test it (we'd recommend you do this outside).

COULD: Once you have made and tested your catapult, find out how far it can throw whatever you've launched. Record your answer in either metres or centimetres and let your teachers know how far it went.

(1 hour)

History Project

Research some famous knights from history. What can you find out about their lives? Produce a factsheet, poster or piece of writing about them and upload it to Seesaw.



MUST: Research two famous knights .

SHOULD: Knights weren't the only people who fought in battle. Find out about some of the other people who would have fought .

COULD: Can you find any female knights, or women who fought as knights, in history and tell us about them?

(1-2 hours)

History Project

Knights wore armour in battle.
Watch the PowerPoint at <https://www.twinkl.co.uk/resource/t-tp-5730-a-knights-armour-powerpoint> and find out about armour.



MUST: Watch the PowerPoint and label the knight on the next page.

SHOULD: Think about the work we have done in Science this year about Materials. What material is armour made from? Why do you think that material is used?

COULD: Carry out some research about the history of armour. What changed over time? Did people in different parts of the world use the same armour or was it different? Can you share what you've found out on Seesaw?

(1-2 hours)

Label the Knight's Armour

