


Seesaw Student Sign In Poster

TEACHER INSTRUCTIONS

- **Print page 3** and hang it in your classroom for your students.
- **No other apps needed!** Seesaw has a built-in QR code reader for student sign in.
- **For classroom use only.** Do not send this poster home to parents. Get Parent Invites in Class Settings menu.
- **Do not share on social media.** This QR code is the key to your class.
- **Teachers are always in control.** You approve all new student work before it is added to journals or shared with parents.

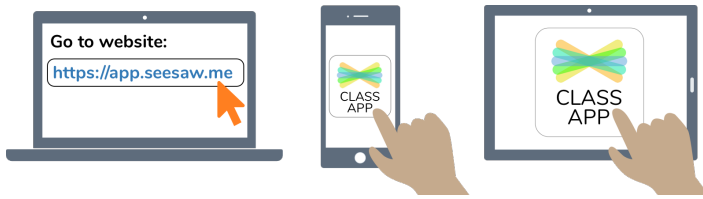


For classroom use at school only. This code is a password. If you have this code, you can access everything in this class.


Do not post codes on social media or in any publicly accessible place on the Internet!

Classroom Sign In Code for Moon 20-21

1. Go to <https://app.seesaw.me> on a computer. Or install the Seesaw **Class** App on an iOS or Android device.



2. Choose "I'm a Student".



3. Scan this Classroom Code using Seesaw's built-in QR code scanner.



For classroom use at school only. This code is a password. If you have this code, you can access everything in this class.

Do not post codes on social media or in any publicly accessible place on the Internet!