

# Our Learning Keys

## Shape

Maths

Year 2  
Weeks 10 - 12

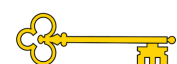
### Questions



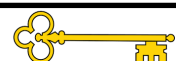
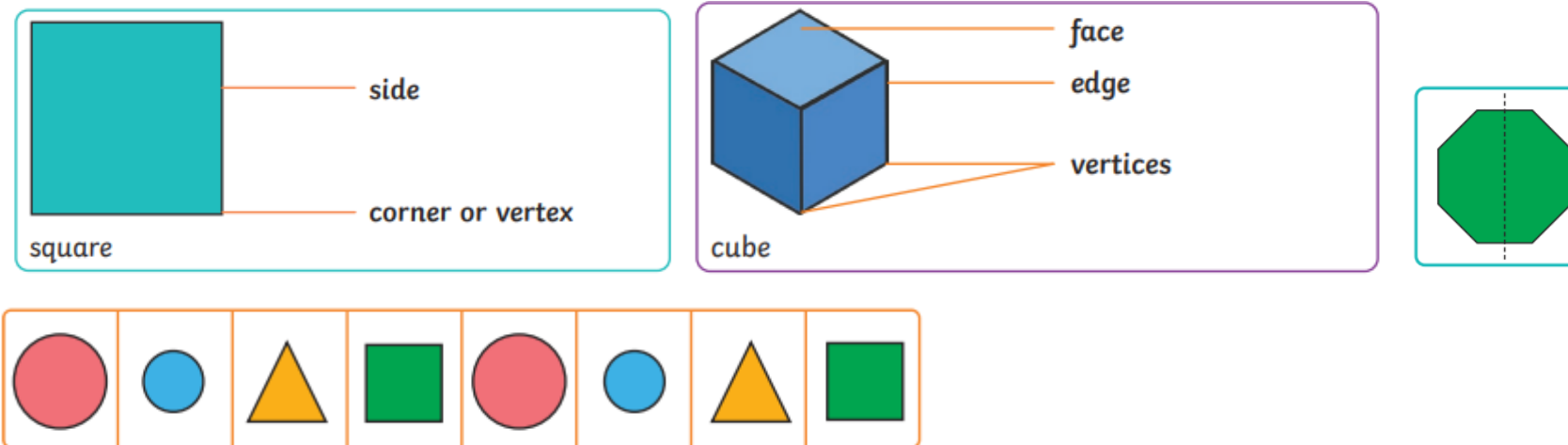
What makes a shape 3D?  
How do we know if a shape is 2D?  
Can you name this 3D shape?  
What is the same and what is different?  
How could you sort the shapes?  
What is a pattern?  
What do you notice about this pattern?  
What is the order of the shapes in the pattern?

### Vocabulary

Flat / Solid / Corner  
Apex / Vertex / vertices  
Side / Angle / Face  
Curved / straight / round  
Line of symmetry / pattern  
Hexagon / pentagon / quadrilateral  
Triangular prism / square based pyramid




### Images



### Facts

I can recognise 2D and 3D shapes  
I can count the sides and vertices on a 2D shape  
I can draw 2D shapes  
I can draw lines of symmetry on shapes  
I can use lines of symmetry to complete shapes  
I can sort 2D and 3D shapes  
I can count the faces, edges and vertices on 3D shapes  
I can make a pattern using 2D and 3D shapes



### Previously...

In Year 1 children were taught to recognise and name 3D shapes as well as create patterns using both 2D and 3D shapes.

Year 2  
Shape

### Next...

In Year 3 children will learn about turns and angles. They will find right angles in shapes as well as compare and draw angles accurately. They will understand parallel and perpendicular and make their own 3D shapes



### Links

Art - patterns  
DT - building

Doors this will open...

Construction worker

Architect

Fashion designer

Plumber

Game developer

Engineer

